

# M-P351S/M-P356S

## PUSH BAR PANIC DEVICE



M-P351S

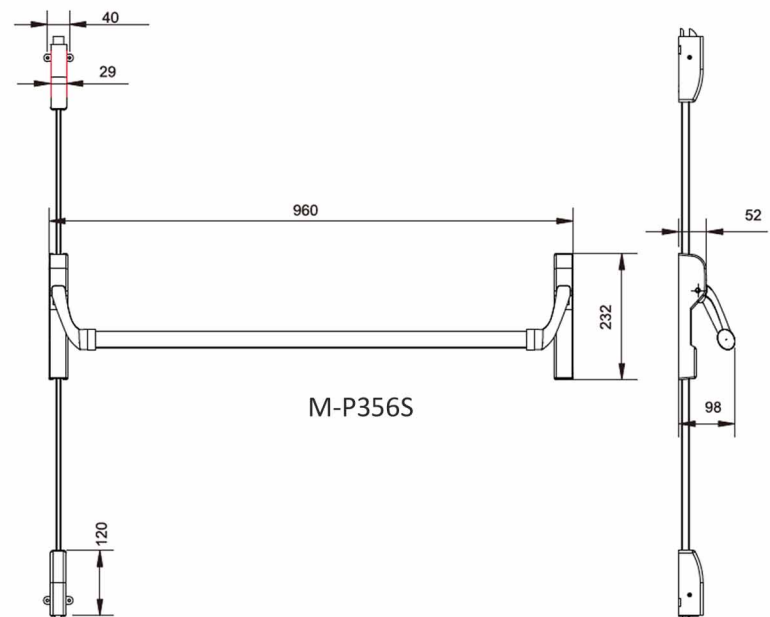
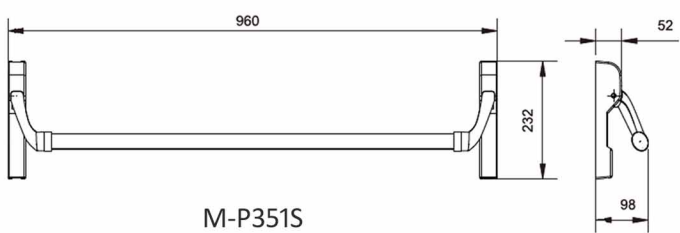


M-P356S  
(Vertical Locking Device)

## Technical Specifications

Model	M-P351S	M-P356S
Material	Stainless steel 304 with stain finish	
Lock point	1	2
Push bar	850 mm (standard)	
Spindle size	8*8 mm	
Door type	Timber/Metal/Aluminum/UPVC door	
Door thickness	Standard 50 mm	
Door weight	Up to 200 kgs	
Door width	Standard 1000 mm (up to 1500mm)	
Door height	N/A	2133 mm (up to 1500 mm)

## Dimension



## M-P351S - The single leaf door combination of the CE panic device

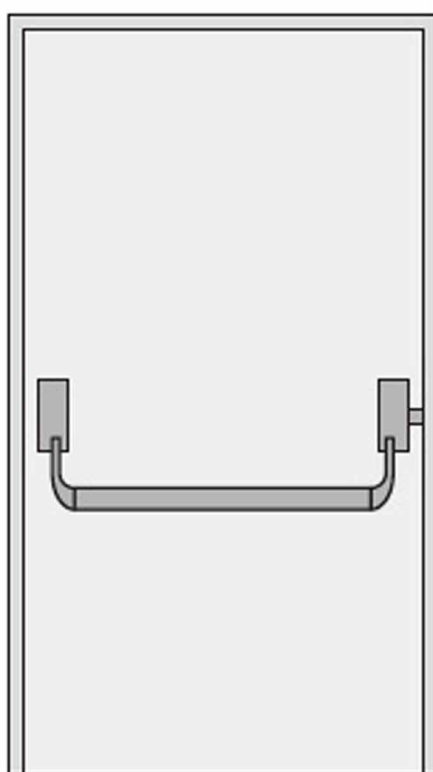
### 1. M-P351S + M-A004S



### 2. M-P351S + M-A008S



## Installation



Function :	Classroom	Store Room	Fire rated steel / timber Door	Exit door, etc.
Apply to door weight:	Up to 200 kgs			
Apply to Door width	Standard 1,000 mm			
Handed:	Non – Handed			

## M-P356S - The single leaf door combination of the CE panic device

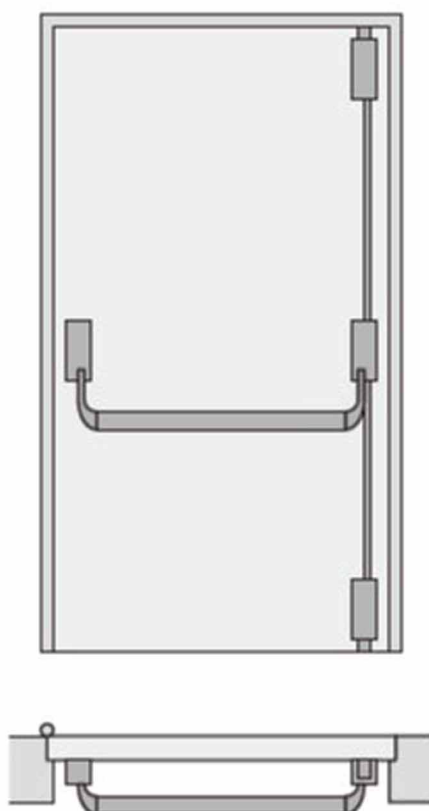
### 1. M-P356S + M-A004S



### 2. M-P356S + M-A008S



## Installation



Function :	Classroom	Store Room	Fire rated steel / timber Door	Exit door, etc.
Apply to door weight:	Up to 200 kgs			
Apply to door height:	Standard 2,133 mm			
Apply to Door width	Standard 1,000 mm			
Handed:	Non – Handed			